




ZHEJIANG CHINT BUILDING ELECTRICS CO.,LTD

ADD:Wenzhou Bridge Industrial Zone,Yueqing City,
Zhejiang Province,P.R China 325603
TEL:+86-577-6287777-8108 FAX:+86-577-62777477
Http://www.chint.com E-mail:jzdq@chint.com



CHNT

Wall Switches & Sockets

2017 Catalogue (EN)





CHNT



Zhejiang Chint Building Electrics Co., Ltd.

Zhejiang Chint Building Electrics Co., Ltd established in 1997, composed 8 industries Co., Ltd of Chint group. together with HV and LV Electric Appliances Co., Power Transmission and Distribution Equipment Co., Ltd, Instrument and Meter Co., Ltd, Industrial Automation Co., Ltd, Photovoltaic Cell and Component Systems Co., Ltd, What's more, it's the only company which has been regarded as the leading company of national residence industrialization by MOC within the building electronics field. Its comprehensive strength takes the first place of the national electrical industry. Our company owns decades of experience in R&D and quality control of wall switches and socket, advanced production testing equipment and unique idea of "OPT-Precision Switch Standard", that's why we can ensure the stable quality of each product by one-by-one inspection, precision manufactured, supreme material, optimized design. Our supreme pursuit of quality and service receives the approval and appreciation from the consumers, partners, industrial organizations and national institutions. Our company successively won honor as "Zhejiang quality award", "Chinese machinery industry high-quality brand", "Customer satisfaction brand". For past 17 years, We have had provided more than 1.6 billion electrical engineering products of constant and stable quality for house construction of China.



CONTENTS



A 86 Type

- NEW6-H ----- A-01~A-10
- NEW3-S ----- A-11~A-18
- NEW6-D ----- A-19~A-28
- NEW3-F ----- A-29~A-36
- NEW7-G ----- A-37~A-48

B 118 Type

- NEW5-F ----- B-01~B-12
- NEW5-S ----- B-13~B-22
- NEW3-A ----- B-23~B-30

C Australia Type

- LBL ----- C-01~C-12

D Mounting box

- NEH1 ----- D-01~D-02

Switch to the best ...



86 Type **NEW6-H** Series

1. High class aluminum material.
2. Ultra-thin and flat design, shows elegance and gracefulness.
3. Insulating paint technology on iron plate makes it high anti-rust capability and good electrical insulation.
4. Switch withstand maximum 16A current and 3500W power. It's an ideal control device to control the high power circuit.

Switch

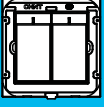
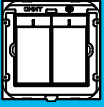
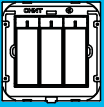
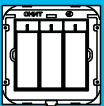
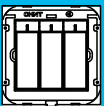
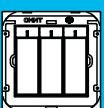
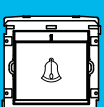
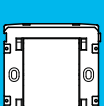
Picture	Model No.	Description	Packing Quantity (pcs/ctn)	Carton Dimension (mm)
	G 6H0010X	1-gang 1-way switch with LED 16A 250V	100	498×393×250
	G 6H0020X	1-gang 2-way switch with LED 16A 250V	100	498×393×250
	G 6H0011X	1-gang 1-way switch 16A 250V	100	498×393×250
	G 6H0021X	1-gang 2-way switch 16A 250V	100	498×393×250
	G 6H0030X	2-gang 1-way switch with LED 16A 250V	100	498×393×250
	G 6H0040X	2-gang 2-way switch with LED 16A 250V	100	498×393×250
	G 6H0031X	2-gang 1-way switch 16A 250V	100	498×393×250
	G 6H0041X	2-gang 2-way switch 16A 250V	100	498×393×250
	G 6H0050X	3-gang 1-way switch with LED 16A 250V	100	498×393×250
	G 6H0060X	3-gang 2-way switch with LED 16A 250V	100	498×393×250
	G 6H0051X	3-gang 1-way switch 16A 250V	100	498×393×250
	G 6H0061X	3-gang 2-way switch 16A 250V	100	498×393×250
	G 6H0070X	4-gang 1-way switch with LED 16A 250V	100	498×393×250



A



Picture	Model No.	Description	Packing Quantity (pcs/ctn)	Carton Dimension (mm)
	G 6H0085X	4-gang 2-way switch with LED 16A 250V	100	498×393×250
	G 6H0071X	4-gang 1-way switch 16A 250V	100	498×393×250
	G 6H0086X	4-gang 2-way switch 16A 250V	100	498×393×250
	G 6H0080X	1-gang Multi-way switch with LED 10A 250V	100	498×393×250
	G 6H0081X	1-gang Multi-way switch 10A 250V	100	498×393×250
	G 6H0720X	2-gang Multi-way switch with LED 10A 250V	100	498×393×250
	G 6H0721X	2-gang Multi-way switch 10A 250V	100	498×393×250
	G 6H0510X	1-gang 1-way switch with LED 16A 250V(self-reset)	100	498×393×250
	G 6H0520X	1-gang 2-way switch with LED 16A 250V(self-reset)	100	498×393×250
	G 6H0511X	1-gang 1-way switch 16A 250V(self-reset)	100	498×393×250
	G 6H0521X	1-gang 2-way switch 16A 250V(self-reset)	100	498×393×250
	G 6H0530X	2-gang 1-way switch with LED 16A 250V(self-reset)	100	498×393×250
	G 6H0540X	2-gang 2-way switch with LED 16A 250V(self-reset)	100	498×393×250

NEW6H Series switch & socket

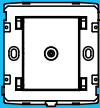
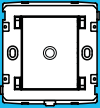
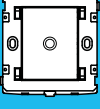
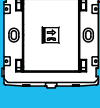
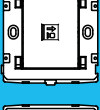
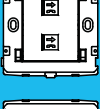
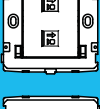
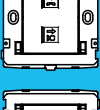
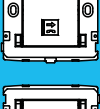
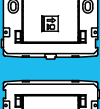

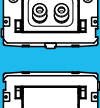
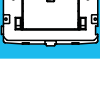
Picture	Model No.	Description	Packing Quantity (pcs/ctn)	Carton Dimension (mm)
	G 6H0531X	2-gang 1-way switch 16A 250V(self-reset)	100	498×393×250
	G 6H0541X	2-gang 2-way switch 16A 250V(self-reset)	100	498×393×250
	G 6H0550X	3-gang 1-way switch with LED 16A 250V(self-reset)	100	498×393×250
	G 6H0560X	3-gang 2-way switch with LED 16A 250V(self-reset)	100	498×393×250
	G 6H0551X	3-gang 1-way switch 16A 250V(self-reset)	100	498×393×250
	G 6H0561X	3-gang 2-way switch 16A 250V(self-reset)	100	498×393×250
	G 6H0201X	1-gang Doorbell Push switch 16A 250V	100	498×393×250
	G NEW6-H9510X	1-gang Blank Plate	100	498×393×250

Sockets

Picture	Model No.	Description	Packing Quantity (pcs/ctn)	Carton Dimension (mm)
	G 6H1040X	2-gang 2-pin socket 10A 250V	100	498×393×250
	G 6H11501X	3-pin Multi-functional socket 13A 250V	100	498×393×250
	G 6H1112X	2-pin & 3-pin Multi-functional socket 13A 250V	100	498×393×250

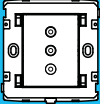

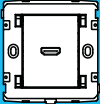
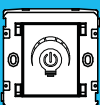


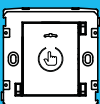
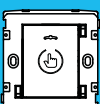



Electronics

Picture	Model No.	Description	Packing Quantity (pcs/ctn)	Carton Dimension (mm)
	G 6H2200X	1-gang TV terminal socket outlet	100	498×393×250
	G 6H2120X	1-gang TV terminal socket	100	498×393×250
	G 6H2621X	1-gang Broadband TV Distribution socket outlet	100	498×393×250
	G 6H2221X	1-gang 4-core telephone socket outlet	100	498×393×250
	G 6H2230X	1-gang 8-core Data socket outlet(AMP)	100	498×393×250
	G 6H2190X	2-gang 4-core telephone socket outlet	100	498×393×250
	G 6H2240X	2-gang 8-core Data socket outlet(AMP)	100	498×393×250
	G 6H2090X	1-gang 4-core telephone socket & 1-gang 8-core Data socket(AMP) outlet	100	498×393×250
	G 6H2071X	1-gang TV terminal socket & 1-gang 4-core telephone socket outlet	100	498×393×250
	G 6H2120X	1-gang TV terminal socket & 8-core Data socket(AMP) outlet	100	498×393×250
	G 6H2600X	2-terminals sound socket outlet	100	498×393×250
	G 6H2610X	4-terminals sound socket outlet	100	498×393×250
	G 6H1300X	USB socket	100	498×393×250





NEW6H Series switch & socket

Picture	Model No.	Description	Packing Quantity (pcs/ctn)	Carton Dimension (mm)
	G 6H3271X	sound and audio socket outlet (3RCA)	100	498×393×250
	G 6H3270X	sound and audio socket outlet (VGA+F3.5)	100	498×393×250
	G 6H3310X	high definition television socket(HDMI)	100	498×393×250
	G 6H2261X	light dimmer switch 500W	100	498×393×250
	G 6H2262X	fan speed control switch 250W	100	498×393×250
	G 6H2300X	sound & Light control time delay switch 100W	100	498×393×250
	G 6H2301X	sound & Light control time delay switch 300W	100	498×393×250
	G 6H2280X	touch time delay switch 100W	100	498×393×250
	G 6H2281X	touch time delay switch 300W	100	498×393×250



Plate

Picture	Model No.	Description	Packing Quantity (pcs/ctn)	Carton Dimension (mm)
	G NEW6-H90111	1-gang socket cover plate	480	562×400×320
	G NEW6-H90101	1-gang switch cover plate	480	562×400×320



Picture	Model No.	Description	Packing Quantity (pcs/ctn)	Carton Dimension (mm)
	G NEW6-H9020X	2-gang cover plate (Chinese type)	240	562×400×320
	G NEW6-H9021X	2-gang cover plate (Euro type)	240	562×400×320
	G NEW6-H9030X	3-gang cover plate (Chinese type)	168	562×400×320
	G NEW6-H9031X	3-gang cover plate (Euro type)	168	562×400×320
	G NEW6-H9040X	4-gang cover plate (Chinese type)	96	470×375×343
	G NEW6-H9041X	4-gang cover plate (Euro type)	96	470×375×343
	G NEW6-H9050X	5-gang cover plate (Chinese type)	81	470×375×343
	G NEW6-H9051X	5-gang cover plate (Euro type)	81	470×375×343

REMARKS:

The last letter of Model No. "x" Stands for Color Code:



silver

Code:1




champagne

Code:2

eg: G 6H0010¹


G 6H0010²



Switch to the best ...









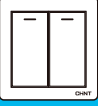



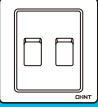
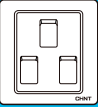
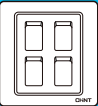
Switch to the best ...



86 Type **NEW3-S** Series

1. Ultra-thin and flat design, SABIC PC material, the frame uses the metal wire-drawing.
2. In addition to the TV plug electronic parts, the rest of the weak current product electronic wiring, screws imitation gold plating processing, electronic parts in salt spray test more than 25 hours,
3. All products of plug power socket accord with the corresponding stand.

Switch

Picture	Model No.	Description	Packing Quantity (pcs/ctn)	Carton Dimension (mm)
	G NEW3-S0010X	1-gang 1-way switch 10A 250V (Big Button)	120	390X370X302
	G NEW3-S0020X	1-gang 2-way switch 10A 250V (Big Button)	120	390X370X302
	G NEW3-S0030X	2-gang 1-way switch 10A 250V (Big Button)	120	390X370X302
	G NEW3-S0040X	2-gang 2-way switch 10A 250V (Big Button)	120	390X370X302
	G NEW3-S0050X	3-gang 1-way switch 10A 250V (Big Button)	120	390X370X302
	G NEW3-S0060X	3-gang 2-way switch 10A 250V (Big Button)	120	390X370X302
	G NEW3-S0070X	4-gang 1-way switch 10A 250V (Big Button)	120	390X370X302
	G NEW3-S0080X	4-gang 2-way switch 10A 250V (Big Button)	120	390X370X302
	G NEW3-S3020X	1-gang doorbell push button switch 10Ax250V(Big Button)	120	390X370X302
	G NEW3-S0012X	1-gang 1-way switch 10Ax250V(Big Button)	120	390X370X302
	G NEW3-S0022X	1-gang 1-way switch 10Ax250V(Big Button)	120	390X370X302
	G NEW3-S0032X	2-gang 1-way switch 10Ax250V(Big Button)	120	390X370X302
	G NEW3-S0042X	2-gang 2-way switch 10Ax250V(Big Button)	120	390X370X302
	G NEW3-S0052X	3-gang 1-way switch 10Ax250V(Big Button)	120	390X370X302
	G NEW3-S0062X	3-gang 2-way switch 10Ax250V(Big Button)	120	390X370X302
	G NEW3-S0022X	1-gang doorbell push button switch 10Ax250V(Big Button)	120	390X370X302
	G NEW3-S0011X	1-gang 1-way switch 10Ax250V	120	390X370X302
	G NEW3-S0021X	1-gang 2-way switch 10Ax250V	120	390X370X302
	G NEW3-S0031X	2-gang 1-way switch 10Ax250V	120	390X370X302
	G NEW3-S0041X	2-gang 2-way switch 10Ax250V	120	390X370X302
	G NEW3-S0051X	3-gang 1-way switch 10Ax250V	120	390X370X302
	G NEW3-S0061X	3-gang 2-way switch 10Ax250V	120	390X370X302
	G NEW3-S0071X	4-gang 1-way switch 10Ax250V	120	390X370X302
	G NEW3-S0081X	4-gang 2-way switch 10Ax250V	120	390X370X302



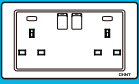
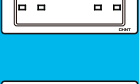
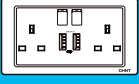
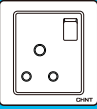
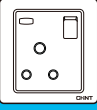


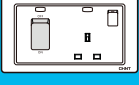


Picture	Model No.	Description	Packing Quantity (pcs/ctn)	Carton Dimension (mm)
	G NEW3-S3021X	1-gang 1-way doorbell push button switch 10Ax250V	120	390X370X302
	G NEW3-S0711X	1-gang 2-way reversing switch 10Ax250V	120	390X370X302
	G NEW3-S0017X	1-gang 1-way DP switch 20Ax250V	120	390X370X302
	G NEW3-S0018X	1-gang 1-way DP switch with led lamp 20Ax250V	120	390X370X302
	G NEW3-S0019X	1-gang 1-way DP switch with led lamp 45Ax250V	120	390X370X302
	G NEW6-S0510X	1-gang 1-way self-reset switch 10Ax250V with LED lamp	80	390X370X302
	G NEW6-S0520X	1-gang 1-way self-reset switch 10Ax250V with LED lamp	80	390X370X302
	G NEW6-S0530X	2-gang 1-way self-reset switch 13Ax250V with LED lamp	80	390X370X302
	G NEW6-S0540X	2-gang 1-way self-reset switch 20Ax250V with LED lamp	80	390X370X302





Socket

Picture	Model No.	Description	Packing Quantity (pcs/ctn)	Carton Dimension (mm)
	G NEW3-S1092X	1-gang 3-pin socket 13A 250V	144	390X370X302
	G NEW3-S5020X	1-gang 1-way switch with 1-gang 3-pin socket 13Ax250V	120	390X370X302
	G NEW3-S5030X	1-gang 1-way DP switch with 1-gang 3-pin socket 13Ax250V	120	390X370X302
	G NEW3-S5021X	1-gang 1-way switch with 1-gang 3-pin socket with led lamp 13Ax250V	120	390X370X302
	G NEW3-S5031X	1-gang 1-way DP switch with 1-gang 3-pin socket with led lamp 13Ax250V	120	390X370X302
	G NEW3-S5060X	1-gang USB power socket 2100MA 5V, 1-gang 1-way switch with 1-gang 3-pin socket 13A 250V	96	390X370X302
	G NEW3-S5100X	2-gang 1-way switch with 2-gang 3-pin socket 13A 250V	72	390X370X302
	G NEW3-S5110X	2-gang 1-way DP switch with 2-gang 3-pin socket 13A 250V	72	390X370X302

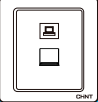











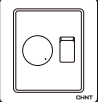




Picture	Model No.	Description	Packing Quantity (pcs/ctn)	Carton Dimension (mm)
	G NEW3-S5101X	2-gang 1-way switch and 2-gang 3-pin socket with led lamp 13A 250V	120	390X370X302
	G NEW3-S5111X	2-gang 1-way DP switch and 2-gang 3-pin socket with led lamp 13A 250V	120	390X370X302
	G NEW3-S5070X	2-gang USB power socket 2100mA 5V, 2-gang 1-way switch with 2-gang 3-pin socket 13A 250V	48	390X370X302
	G NEW3-S5040X	1-gang 1-way switch and 1-gang 3-pin socket 15A 250V	120	390X370X302
	G NEW3-S5041X	1-gang 1-way switch and 1-gang 3-pin socket with led lamp 15A 250V	120	390X370X302
	G NEW3-S5050X	1-gang 1-way switch and 1-gang 3-pin socket (multifunctional)	120	390X370X302
	G NEW3-S5051X	1-gang 1-way switch and 1-gang 3-pin socket with led lamp (multifunctional)	96	390X370X302
	G NEW3-S6010X	1-gang 1-way DP switch 45A 250V and 1-gang 1-way DP switch with 3-pin socket with led lamp 13A 250V	72	390X370X302
	G NEW3-S9510X	1-gang blank plate	240	390X370X302
	G NEW3-S9520X	2-gang blank plate	180	390X370X302

Electronics

Picture	Model No.	Description	Packing Quantity (pcs/ctn)	Carton Dimension (mm)
	G NEW3-S2030X	1-gang 4-core telephone cable socket	120	390X370X302
	G NEW3-S2080X	2-gang 4-core telephone cable socket	120	390X370X302



Picture	Model No.	Description	Packing Quantity (pcs/ctn)	Carton Dimension (mm)
	G NEW3-S2040X	1-gang 8-core telephone cable socket(Cat 5)	120	390X370X302
	G NEW3-S2041X	1-gang 8-core data cable socket(Cat 6)	120	390X370X302
	G NEW3-S2090X	1-gang 4-core telephone cable socket with 1-gang 8-core data cable socket(Cat 5)	120	390X370X302
	G NEW3-S2091X	1-gang 4-core telephone cable socket with 1-gang 8-core data cable socket(Cat 6)	120	390X370X302
	G NEW3-S2050X	2-gang 8-core data cable socket(Cat 5)	120	390X370X302
	G NEW3-S2051X	2-gang 8-core data cable socket(Cat 6)	120	390X370X302
	G NEW3-S5370X	1-gang connection terminal(20A)	144	390X370X302
	G NEW3-S3260X	1-gang SAT socket	144	390X370X302
	G NEW3-S2010X	1-gang TV terminal socket	144	390X370X302
	G NEW3-S2100X	1-gang broadband TV terminal socket	144	390X370X302
	G NEW3-S2190X	1-gang SAT-TV socket	144	390X370X302
	G NEW3-S4610X	1-gang fan speed control switch 200W with 1-gang 2-way switch 10A 250V	72	390X370X302
	G NEW3-S4600X	1-gang light dimmer switch 500W with 1-gang 2-way switch 10A 250V	72	390X370X302
	G NEW3-S3056X	1-gang 1-way light dimmer 630W	72	390X370X302
	G NEW3-S3057X	1-gang 2-way light dimmer 630W	72	390X370X302



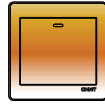
REMARKS:

The last letter of Model No. "x" Stands for Color Code:



silver

Code:8



champagne

Code:2

G NEW3-S0010⁸ G NEW3-S0010²







Switch to the best ...

Switch to the best ...



86 Type **NEW6-D** Series

1. Metal color frame shows elegance and gracefulness.
2. 36mm center distance of 5-pin socket allows 2-pin and 3-pin plugs to insert together.
3. Silver-Nickel contact is able to avoid melting at high temperature and arcing.
4. Switch withstand maximum 16A current and 3500W power. It's an ideal control device to control the high power circuit.

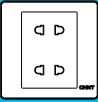
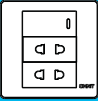
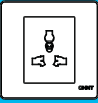
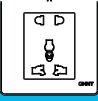
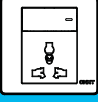

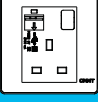
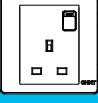
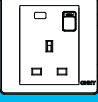
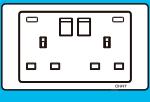
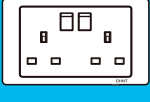
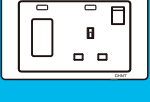
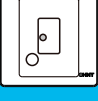
Switch

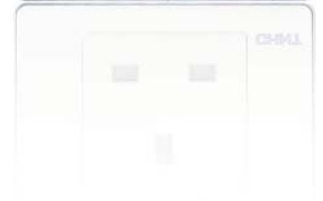
Picture	Model No.	Description	Packing Quantity (pcs/ctn)	Carton Dimension (mm)
	G NEW6-D0010X	1-gang 1-way switch 16A 250V	120	390X370X302
	G NEW6-D0020X	1-gang 2-way switch 16A 250V	120	390X370X302
	G NEW6-D0030X	2-gang 1-way switch 16A 250V	120	390X370X302
	G NEW6-D0040X	2-gang 2-way switch 16A 250V	120	390X370X302
	G NEW6-D0050X	3-gang 1-way switch 16A 250V	120	390X370X302
	G NEW6-D0060X	3-gang 2-way switch 16A 250V	120	390X370X302
	G NEW6-D0070X	4-gang 1-way switch 16A 250V	96	390X370X302
	G NEW6-D0080X	4-gang 2-way switch 16A 250V	96	390X370X302
	G NEW6-D0710X	1-gang multi-way switch 16A 250V	96	390X370X302
	G NEW6-D0720X	2-gang multi-way switch 16A 250V	96	390X370X302
	G NEW6-D3020X	1-gang doorbell push switch 16A 250V with neon	120	390X370X302
	G NEW6-D0015X	20A DP switch with neon	120	390X370X302
	G NEW6-D0019X	DP Switch 45A 250V	120	390X370X302




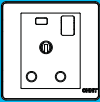
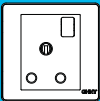
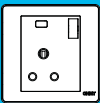
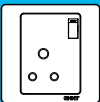
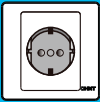
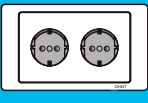


A

Socket

Picture	Model No.	Description	Packing Quantity (pcs/ctn)	Carton Dimension (mm)
	G NEW6-D1040X	2-gang 2-pin socket 10A 250V	120	390X370X302
	G NEW6-D4171X	1-gang 1-way switch 16A 250V with 2-gang 2-pin socket 10A 250V	120	390X370X302
	G NEW6-D1091X	1-gang 3-pin multi-functional socket 13A 250V	120	390X370X302
	G NEW6-D1114X	1-gang 2-pin & 1-gang 3-pin multi-functional socket 13A 250V	120	390X370X302
	G NEW6-D4210X	1-gang 3-pin multi-functional socket 13A 250V with 1-gang 1-way switch 16A 250V	120	390X370X302
	G NEW6-D1311X	1-gang 3-pin multi-functional socket 13A 250V with USB 2.1A 5V	120	390X370X302
	G NEW6-D4272X	1-gang 3-pin multi-functional switched socket 13A 250V with USB 2.1A 5V	120	390X370X302
	G NEW6-D4270X	1-gang 3-pin switched socket 13A 250V	120	390X370X302
	G NEW6-D4271X	1-gang 3-pin 13A switched socket 13A 250V with neon	120	390X370X302
	G NEW6-D4191X	2-gang 3-pin switched socket with neon 13A 250V	72	390X370X302
	G NEW6-D4190X	2-gang 3-pin switched socket 13A 250V	72	390X370X302
	G NEW6-D6020X	1-DP switch 45A 250V with 1-gang 3-pin switched socket with neon 13A 250V	72	390X370X302
	G NEW6-D9980X	1-gang safety device 13A 250V	120	390X370X302





NEW6D Series switch & socket


Picture	Model No.	Description	Packing Quantity (pcs/ctn)	Carton Dimension (mm)
	G NEW6-D9981X	1-gang safety device with neon 13A 250V	120	390X370X302
	G NEW6-D4291X	1-gang 3-pin switched socket with neon 15A 250V	120	390X370X302
	G NEW6-D4290X	1-gang 3-pin 15A switched socket 15A 250V	120	390X370X302
	G NEW6-D4231X	1-gang 3-pin switched socket (with neon) 5A 250V	120	390X370X302
	G NEW6-D4230X	1-gang 3-pin 5A British standard socket with switch	120	390X370X302
	G NEW6-D1094X	1-gang 3-pin socket 16A 250V (German standard)	96	390X370X302
	G NEW6-D9510X	2-gang 3-pin socket 16A 250V (German standard)	72	390X370X302
	G NEW6-D9510X	1-gang blank plate	240	390X370X302
	G NEW6-D9520X	2-gang blank plate	72	390X370X302



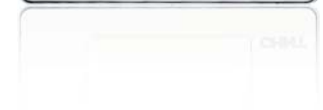
Electronics

Picture	Model No.	Description	Packing Quantity (pcs/ctn)	Carton Dimension (mm)
	G NEW6-D2030X	1-gang 4-core telephone socket	144	390X370X302
	G NEW6-D2040X	1-gang 8-core data cable socket (AMP)	120	390X370X302

Picture	Model No.	Description	Packing Quantity (pcs/ctn)	Carton Dimension (mm)
	G NEW6-D2090X	1-gang 4-core telephone & 1-gang 8-core data socket (AMP)	120	390X370X302
	G NEW6-D2080X	2-gang 4-core telephone socket	144	390X370X302
	G NEW6-D2050X	2-gang 8-core data cable socket(AMP)	120	390X370X302
	G NEW6-D2010X	1-gang TV cable socket	120	390X370X302
	G NEW6-D2110X	1-gang broadband TV socket with distributor	120	390X370X302
	G NEW6-D2070X	1-gang TV cable & 1-gang 4-core telephone socket	120	390X370X302
	G NEW6-D2120X	1-gang TV & 1-gang 8-core data socket (AMP)	120	390X370X302
	G NEW6-D2140X	1-gang SAT socket	144	390X370X302
	G NEW6-D3250X	1-gang SAT-TV socket	120	390X370X302
	G NEW6-D3240X	2-gang microphone switch	144	390X370X302
	G NEW6-D3170X	4-gang microphone switch	144	390X370X302
	G NEW6-D9990X	1-gang connection terminal 25A 250V	96	390X370X302
	G NEW6-D9990X	1-gang connection terminal 45A 250V	96	390X370X302



Picture	Model No.	Description	Packing Quantity (pcs/ctn)	Carton Dimension (mm)
	G NEW6-D3051X	1-gang light dimmer switch 500W	72	390X370X302
	G NEW6-D3061X	1-gang Fan speed control switch 250W	72	390X370X302
	G NEW6-D3070X	1-gang sound-light control switch 100W	96	390X370X302
	G NEW6-D3073X	1-gang sound-light control switch 200W	96	390X370X302
	G NEW6-D3103X	1-gang touching time-delay switch 100W	96	390X370X302
	G NEW6-D3110X	1-gang infrared time-delay switch 100W	96	390X370X302
	G NEW6-D3113X	1-gang infrared time-delay switch 200W	96	390X370X302
	G NEW6-D3230X	1-gang doorbell push button switch with 1-gang "Please do not disturb, please clean up" switch	144	390X370X302
	G NEW6-D3200X	1-gang call switch	96	390X370X302



REMARKS:

The last letter of Model No. "x" Stands for Color Code:



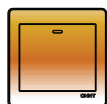
white

Code:0



silver

Code:8



champagne

Code:2

eg: G NEW-6D0010⁰ G NEW-6D0010⁸ G NEW-6D0010²





Switch to the best ...




Switch to the best ...



86 Type **NEW3-F** Series

1. Plastic-wire drawing switch, Ultra-thin and streamlined design with 8 mm thickness.
2. The electric gap is bigger than 3mm, greatly improve the safety.
3. A new structure design of socket brings convenience and comfortability.
4. Full ranges of British Standard socket.

Switch

Picture	Model No.	Description	Packing Quantity (pcs/ctn)	Carton Dimension (mm)
	G NEW3-F0010X	1-gang 1-way switch 16Ax250V	144	390X370X302
	G NEW3-F0020X	1-gang 2-way switch 16Ax250V	144	390X370X302
	G NEW3-F0030X	2-gang 1-way switch 16Ax250V	144	390X370X302
	G NEW3-F0040X	2-gang 2-way switch 16Ax250V	144	390X370X302
	G NEW3-F0050X	3-gang 1-way switch 16Ax250V	144	390X370X302
	G NEW3-F0060X	3-gang 2-way switch 16Ax250V	144	390X370X302
	G NEW3-F0070X	4-gang 1-way switch 16Ax250V	144	390X370X302
	G NEW3-F0080X	4-gang 2-way switch 16Ax250V	144	390X370X302
	G NEW3-F0090X	5-gang 1-way switch 16Ax250V	144	390X370X302
	G NEW3-F0100X	5-gang 2-way switch 16Ax250V	144	390X370X302
	G NEW3-F0011X	1-gang 1-way 10Ax250V	144	390X370X302
	G NEW3-F0021X	1-gang 2-way 10Ax250V	144	390X370X302
	G NEW3-F0710X	1-gang multi-way switch 10Ax250V	144	390X370X302
	G NEW3-F0015X	1-gang 1-way DP switch 20Ax250V	144	390X370X302
	G NEW3-F0025X	1-gang 2-way DP switch 20Ax250V	144	390X370X302
	G NEW3-F3020X	1-gang doorbell switch 10Ax250V	144	390X370X302
	G NEW3-F3021X	2-gang doorbell switch 10Ax250V	144	390X370X302
	G NEW3-F0031X	2-gang 1-way switch 10Ax250V	144	390X370X302
	G NEW3-F0041X	2-gang 2-way switch 10Ax250V	144	390X370X302
	G NEW3-F0051X	3-gang 1-way switch 10Ax250V	144	390X370X302
	G NEW3-F0061X	3-gang 2-way switch 10Ax250V	144	390X370X302
	G NEW3-F0071X	4-gang 1-way switch 10Ax250V	144	390X370X302
	G NEW3-F0081X	4-gang 2-way switch 10Ax250V	144	390X370X302
	G NEW3-F3081X	1-gang 1-way DP switch with indication lamp 20Ax250V	144	390X370X302



Picture	Model No.	Description	Packing Quantity (pcs/ctn)	Carton Dimension (mm)
	G NEW3-F0017X	1-gang 1-way DP switch with indication lamp 20Ax250V	120	390X370X302
	G NEW3-F0016X	1-gang 1-way DP switch with indication lamp 32Ax250V	144	390X370X302
	G NEW3-F0019X	1-gang 1-way DP switch with neon 45A 250V	144	390X370X302



Socket

Picture	Model No.	Description	Packing Quantity (pcs/ctn)	Carton Dimension (mm)
	G NEW3-F4230X	1-gang 1-way switch with 3-pin Socket 5A 250V	144	390X370X302
	G NEW3-F4232X	1-gang 1-way switch with 3-pin Socket 5A 250V	144	390X370X302
	G NEW3-F4231X	1-gang 1-way switch and 3-pin socket with neon 5A 250V	144	390X370X302
	G NEW3-F4233X	1-gang 1-way switch and 3-pin socket with neon 5A 250V	144	390X370X302
	G NEW3-F4280X	1-gang 1-way switch with 2-pin socket 10A 250V	144	390X370X302
	G NEW3-F4281X	1-gang 1-way switch with 2-pin socket with neon 10A 250V	144	390X370X302
	G NEW3-F1090X	1-gang 3-pin multi-functional socket (abnormal) 10A 250V	144	390X370X302
	G NEW3-F1112X	2-pin & 3-pin multi-functional socket (abnormal) 10A 250V	144	390X370X302
	G NEW3-F4210X	1-gang 1-way switch 10AX 250V, 3-pin socket (abnormal) 13A 250V	120	390X370X302



NEW3F Series switch & socket



Picture	Model No.	Description	Packing Quantity (pcs/ctn)	Carton Dimension (mm)
	G NEW3-F4272X	1-gang 3-pin switched socket 13A 250V with USB 2100mA 5V	120	390X370X302
	G NEW3-F1311X	1-gang 3-pin socket 13A 250V with USB 2100mA 5V (Abnormal)	120	390X370X302
	G NEW3-F4270X	1-gang 1-way switch with 3-pin Socket 13A 250V	144	390X370X302
	G NEW3-F4271X	1-gang 1-way switch and 3-pin socket with neon 13A 250V	144	390X370X302
	G NEW3-F4292X	1-gang 1-way switch with 3-pin socket 15A 250V	144	390X370X302
	G NEW3-F4290X	1-gang 1-way switch with 3-pin socket 15A 250V	120	390X370X302
	G NEW3-F4293X	1-gang 1-way switch and 3-pin socket with neon 15A 250V	144	390X370X302
	G NEW3-F4291X	1-gang 1-way switch and 3-pin socket with neon 15A 250V	120	390X370X302
	G NEW3-F4191X	2-gang 1-way switch with 2-gang 3-pin socket 13A 250V	72	390X370X302
	G NEW3-F6020X	1-gang 1-way DP switch with neon 45A 250V, 1-gang 1-way DP switch and 3-pin socket with neon 13A 250V	72	390X370X302
	G NEW3-F4190X	2-gang 1-way switch and 2-gang 3-pin socket (multifunctional)	72	390X370X302
	G NEW3-F9510X	1-gang blank module	480	390X370X302

Electronics

Picture	Model No.	Description	Packing Quantity (pcs/ctn)	Carton Dimension (mm)
	G NEW3-F2030X	1-gang 4-core telephone cable socket	120	390X370X302

Picture	Model No.	Description	Packing Quantity (pcs/ctn)	Carton Dimension (mm)
	G NEW3-F2040X	1-gang 8-core data socket (AMP)	120	390X370X302
	G NEW3-F2041X	1-gang 8-core data socket(Cat 6)	120	390X370X302
	G NEW3-F2090X	1-gang 4-core telephone socket, 1-gang 8-core data socket (AMP)	120	390X370X302
	G NEW3-F2091X	1-gang 4-core telephone socket, 1-gang 8-core data cable socket(Cat 6)	120	390X370X302
	G NEW3-F2080X	2-gang 2-core telephone cable socket	144	390X370X302
	G NEW3-F2050X	2-gang 8-core data socket (AMP)	120	390X370X302
	G NEW3-F2051X	2-gang 8-core data cable socket (Cat 6)	120	390X370X302
	G NEW3-F2100X	1-gang broadband TV terminal socket	72	390X370X302
	G NEW3-F2110X	1-gang TV distributor socket	120	390X370X302
	G NEW3-F2010X	1-gang TV terminal socket	144	390X370X302
	G NEW3-F3250X	1-gang SAT socket 1-gang broadband TV cable socket	96	390X370X302
	G NEW3-F2070X	1-gang terminal TV socket, 1-gang 4-core telephone socket	144	390X370X302
	G NEW3-F2120X	1-gang broadband TV socket, 1-gang 8-core data socket (AMP)	144	390X370X302





Picture	Model No.	Description	Packing Quantity (pcs/ctn)	Carton Dimension (mm)
	G NEW3-F3290X	1-gang -TV FM、 SAT socket	120	390X370X302
	G NEW3-F4510X	1-gang fan speed control switch 250W with 1-gang 2-way switch 10A×250V	96	390X370X302
	G NEW3-F4500X	1-gang light dimmer 400W 2-gang 2-way switch 10A×250V	96	390X370X302
	G NEW3-F3051X	1-gang light dimmer 500W	72	390X370X302
	G NEW3-F3061X	1-gang fan speed switch 250W	72	390X370X302
	G NEW3-F3070X	1-gang sound-light control switch 100W (Two wire system, can control of incandescent lamp, energy-saving lamps)	96	390X370X302
	G NEW3-F3075X	1-gang 1-gang Acousto-optic control time-delay switch 100W (Three wire system,with fire,replacing the fuse)	96	390X370X302
	G NEW3-F3074X	1-gang Acousto-optic control time-delay switch 100W (Three wire system,can control of incandescent lamp,replacing the fuse)	96	390X370X302
	G NEW3-F3100X	1-gang touching time-delay switch 100W (Two wire system, can control of incandescent lamp, energy-saving lamps)	96	390X370X302
	G NEW3-F3105X	1-gang touching time-delay switch 100W (Two wire system, can control of incandescent lamp, replacing the fuse)	96	390X370X302
	G NEW3-F3104X	1-gang infrared sensor time-delay switch 100W (Two wire system, can control of incandescent lamp, replacing the fuse)	96	390X370X302

REMARKS:

The last letter of Model No. "x" Stands for Color Code:




silver
Code:8



champagne
Code:2

G NEW3-F0010⁸ G NEW3-F0010²





Switch to the best ...

Switch to the best ...

Switch to the best ...



86 Type **NEW7-G** Series

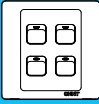


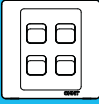









1. Ultra-thin and streamlined design with 8mm thickness.
2. The electric gap is bigger than 3mm, greatly improves the safety.
3. A new structure design of socket brings convenience and comfortability.
4. Full ranges of British Standard socket.

Switch

Picture	Model No.	Description	Packing Quantity (pcs/ctn)	Carton Dimension (mm)
	G NEW7-G00110	1-gang 1-way switch 16A 250V	120	390X370X302
	G NEW7-G00210	1-gang 2-way switch 16A 250V	120	390X370X302
	G NEW7-G001	1-gang 1-way switch 10A 250V	144	390X370X302
	G NEW7-G003	1-gang 2-way switch 10A 250V	144	390X370X302
	G NEW7-G00310	2-gang 1-way switch 16A 250V	120	390X370X302
	G NEW7-G00410	2-gang 2-way switch 16A 250V	120	390X370X302
	G NEW7-G005	2-gang 1-way switch 10A 250V	144	390X370X302
	G NEW7-G007	2-gang 2-way switch 10A 250V	144	390X370X302
	G NEW7-G00510	3-gang 1-way switch 16A 250V	120	390X370X302
	G NEW7-G00610	3-gang 2-way switch 16A 250V	120	390X370X302
	G NEW7-G009	3-gang 1-way switch 10A 250V	144	390X370X302
	G NEW7-G011	3-gang 2-way switch 10A 250V	144	390X370X302



A

Picture	Model No.	Description	Packing Quantity (pcs/ctn)	Carton Dimension (mm)
	G NEW7-G00710	4-gang 1-way switch 16A 250V	120	390X370X302
	G NEW7-G00810	4-gang 2-way switch 16A 250V	120	390X370X302
	G NEW7-G013	4-gang 1-way switch 10A 250V	144	390X370X302
	G NEW7-G015	4-gang 2-way switch 10A 250V	144	390X370X302
	G NEW7-G00910	5-gang 1-way switch 16A 250V	120	390X370X302
	G NEW7-G01010	5-gang 2-way switch 16A 250V	120	390X370X302
	G NEW7-G00900	5-gang 1-way switch 10A 250V	120	390X370X302
	G NEW7-G01000	5-gang 2-way switch 10A 250V	120	390X370X302
	G NEW7-G001B	1-gang 1-way switch 10A 250V	120	390X370X302
	G NEW7-G003B	1-gang 2-way switch 10A 250V	120	390X370X302
	G NEW7-G00150	1-gang 1-way switch with neon 20A 250V	120	390X370X302
	G NEW7-G00250	1-gang 2-way switch with neon 20A 250V	120	390X370X302
	G NEW7-G001M	1-gang multi-way switch 10A 250V	120	390X370X302



NEW7G Series switch & socket

Picture	Model No.	Description	Packing Quantity (pcs/ctn)	Carton Dimension (mm)
	G NEW7-G005B	2-gang 1-way switch 10A 250V	120	390X370X302
	G NEW7-G007B	2-gang 2-way switch 10A 250V	120	390X370X302
	G NEW7-G009B	3-gang 1-way switch 10A 250V	120	390X370X302
	G NEW7-G011B	3-gang 2-way switch 10A 250V	120	390X370X302
	G NEW7-G013B	4-gang 1-way switch 10A 250V	120	390X370X302
	G NEW7-G015B	4-gang 2-way switch 10A 250V	120	390X370X302
	G NEW7-G302B	1-gang doorbell push switch(big button) 10A 250V	120	390X370X302
	G NEW7-G30210	2-gang doorbell push switch(big button) 10A 250V	120	390X370X302
	G NEW7-G027	DP switch 20A 250V	120	576X385X195
	G NEW7-G029	DP switch with neon 20A 250V	120	576X385X195
	G NEW7-G00160	1-gang DP switch 32A 250V	120	390X370X302
	G NEW7-G00190	1-gang DP switch 45A 250V	120	390X370X302



Socket

Picture	Model No.	Description	Packing Quantity (pcs/ctn)	Carton Dimension (mm)
	G NEW7-G102	1-gang 2-pin socket 10A 250V	144	390X370X302
	G NEW7-G401K	1-gang 2-pin switched socket 10A 250V	120	390X370X302
	G NEW7-G401KL	1-gang 2-pin switched socket with neon 10A 250V	120	390X370X302
	G NEW7-G104	2-gang 2-pin socket 10A 250V	120	390X370X302
	G NEW7-G128	1-gang 3-pin multi-functional socket with 1-gang 2-pin socket 10A 250V	120	390X370X302
	G NEW7-G442	1-gang 3-pin switched multi-functional socket 10A 250V	144	390X370X302
	G NEW7-G123	1-gang 3-pin multi-functional socket 13A 250V	144	390X370X302
	G NEW7-G13110	1-gang 3-pin multi-functional socket 13A 250V with USB 2.1A 5V	120	390×370×302
	G NEW7-G42100	1-gang 1-way switch 16A 250V with 1-gang 3-pin multi-functional socket 13A 250V	120	390X370X302
	G NEW7-G427K	1-gang 3-pin switched socket 13A 250V	120	390X370X302
	G NEW7-G427KL	1-gang 3-pin switched socket with neon 13A 250V	120	390X370X302
	G NEW7-G42720	1-gang 3-pin multi-functional socket 13A 250V with USB 2.1A 5V	120	390X370X302
	G NEW7-G41910K	2-gang 3-pin switched socket 13A 250V	96	390X370X302



NEW7G Series switch & socket

Picture	Model No.	Description	Packing Quantity (pcs/ctn)	Carton Dimension (mm)
	G NEW7-G60200	DP switch 45A 250V with 1-gang 3-pin switched socket with neon 13A 250V	72	390X370X302
	G NEW7-G41920	2-gang 3-pin multifunction switched socket 13A 250V	72	390X370X302
	G NEW7-G423K	1-gang 3-pin switched socket 5A 250V	120	576X385X190
	G NEW7-G423KL	1-gang 3-pin switched socket with neon 5A 250V	120	576X385X195
	G NEW7-G42300	1-gang 3-pin switched socket 5A 250V	120	390×370×302
	G NEW7-G42310	1-gang 3-pin switched socket with neon 5A 250V	120	390×370×302
	G NEW7-G429K	1-gang 3-pin switched socket 15A 250V	120	390X370X302
	G NEW7-G429KL	1-gang 3-pin switched socket with neon 15A 250V	120	390X370X302
	G NEW7-G42900	1-gang 3-pin switched socket 15A 250V	120	390×370×302
	G NEW7-G42910	1-gang 3-pin switched socket with neon 15A 250V	120	390×370×302
	G NEW7-G11400	German standard socket 16A 250V	96	390X370X302
	G NEW7-G951	1-gang blank plate	480	390X370X302












Electronics

Picture	Model No.	Description	Packing Quantity (pcs/ctn)	Carton Dimension (mm)
	G NEW7-G203	1-gang 4-core telephone cable socket	180	390X370X302
	G NEW7-G204	1-gang 8-core data cable socket (AMP)	144	390X370X302
	G NEW7-G205	2-gang 8-core data cable socket	240	390X370X302
	G NEW7-G207	1-gang TV cable socket with 1-gang 4-core telephone cable socket	144	390X370X302
	G NEW7-G208	2-gang 4-core telephone cable socket	180	390X370X302
	G NEW7-G209	1-gang 4-core telephone cable socket with 1-gang 8-core data cable socket	144	390X370X302
	G NEW7-G201	1-gang TV cable socket	180	390X370X302
	G NEW7-G211	1-gang broadband TV distributor socket	120	390X370X302
	G NEW7-G210	1-gang broadband TV terminal socket	120	390X370X302
	G NEW7-G212	1-gang TV cable socket with 1-gang 8-core data cable socket(AMP)	144	390X370X302
	G NEW7-G32800	1-gang TV-SAT socket	144	390X370X302
	G NEW7-G32900	1-gang TV-SAT-FM socket	144	390X370X302
	G NEW7-G305	1-gang light dimmer switch 500W	84	390X370X302



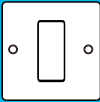
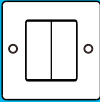
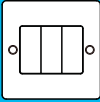
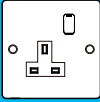
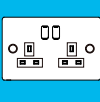
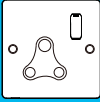
NEW7G Series switch & socket

Picture	Model No.	Description	Packing Quantity (pcs/ctn)	Carton Dimension (mm)
	G NEW7-G306	1-gang fan speed control switch 250W	84	390X370X302
	G NEW7-G307	1-gang sound & light control time-delay switch 100W	120	390X370X302
	G NEW7-G310	1-gang touch time-delay switch 100W	120	390X370X302
	G NEW7-G323	1-gang "please do not disturb, please clean up" doorbell push switch	144	390X370X302
	G NEW7-G45000	1-gang light dimmer switch 400W with 1-gang switch	144	576X385X325
	G NEW7-G45100	1-gang fan speed control switch 250W with 1-gang switch	96	390X370X302
	G NEW7-300	shaver socket 110V/240V 146X86mm	24	390X370X302
	G NEW7-301	shaver socket 110V/240V 86X86mm	36	390X370X302
	G NEW7-319	Gallery LED lamp	120	390X370X302



A

Metal clad switches & sockets

Picture	Model No.	Description	Packing Quantity (pcs/ctn)	Carton Dimension (mm)
	G NEW7-G003/MC	1-gang 2-way switch 10A 250V	100	425X215X455
	G NEW7-G007/MC	2-gang 2-way switch 10A 250V	100	425X215X455
	G NEW7-G011/MC	3-gang 2-way switch 10A 250V	100	425X215X455
	G NEW7-G427K/MC	1-gang 3-pin switched socket 13A 250V	100	425X215X455
	G NEW7-G41910/MC	2-gang 3-pin switched socket 13A 250V	50	460X270X310
	G NEW7-G429K/MC	1-gang 3-pin switched socket 15A 250V	100	425X215X455



REMARKS:

Color Code:



white



champagne
Code:X



light champagne
Code:XD



silver
Code:CS



black
Code:B



gray black
Code:PS






Switch to the best ...



Switch to the best ...




118 Type **NEW5-F** Series


1. Electroplating technology design on border shows elegance and gracefulness.
2. Silver-Nickel contact is able to avoid melting at high temperature and arcing.
3. Big button switch panel brings enjoyable touching.
4. Dislocation fluorescent design brings different levels of feelings.

Switch

Picture	Model No.	Description	Packing Quantity (pcs/ctn)	Carton Dimension (mm)
	G NEW5-F001	1-gang 1-way switch 16A 250V	120	473X373X287
	G NEW5-F001B	1-gang 1-way switch(big button, 90mm)16A 250V	120	473X373X287
	G NEW5-F001D	1-gang 1-way switch(big button, 72mm)16A 250V	120	473X373X287
	G NEW5-F003	1-gang 2-way switch 16A 250V	120	473X373X287
	G NEW5-F003B	1-gang 2-way switch(big button, 90mm)16A 250V	120	473X373X287
	G NEW5-F003D	1-gang 2-way switch(big button, 72mm)16A 250V	120	473X373X287
	G NEW5-F302	1-gang doorbell push switch 16A 250V	120	473X373X287
	G NEW5-F302B	1-gang doorbell push switch (big button) 16A 250V	120	473X373X287
	G NEW5-F005	2-gang 1-way switch 16A 250V	96	473X373X287
	G NEW5-F005B	2-gang 1-way switch(big button, 90mm)16A 250V	96	473X373X287
	G NEW5-F007	2-gang 2-way switch 16A 250V	96	473X373X287
	G NEW5-F007B	2-gang 2-way switch(big button, 90mm)16A 250V	96	473X373X287
	G NEW5-F009	3-gang 1-way switch 16A 250V	96	473X373X287



Picture	Model No.	Description	Packing Quantity (pcs/ctn)	Carton Dimension (mm)
	G NEW5-F011	3-gang 2-way switch 16A 250V	96	473X373X287
	G NEW5-F011D	3-gang 2-way switch(big button, 90mm)16A 250V	96	473X373X287
	G NEW5-F011B	3-gang 2-way switch(big button, 155mm)16A 250V	72	473X373X287
	G NEW5-F013	4-gang 1-way switch(big button, 195mm)16A 250V	48	473X373X287
	G NEW5-F015	4-gang 2-way switch(big button, 195mm)16A 250V	48	473X373X287
	G NEW5-F017	5-gang 1-way switch(big button, 195mm)16A 250V	48	473X373X287
	G NEW5-F019	5-gang 2-way switch(big button, 195mm)16A 250V	48	473X373X287
	G NEW5-F021	6-gang 1-way switch(big button, 195mm)16A 250V	48	473X373X287
	G NEW5-F023	6-gang 2-way switch(big button, 195mm)16A 250V	48	473X373X287
	G NEW5-F009D	3-gang 1-way switch(big button, 90mm)16A 250V	96	473X373X287
	G NEW5-F009B	3-gang 1-way switch(big button, 155mm)16A 250V	72	473X373X287









Socket

Picture	Model No.	Description	Packing Quantity (pcs/ctn)	Carton Dimension (mm)
	G NEW5-F11400	1-gang 3-pin German-style socket 16A 250V	120	473X373X287
	G NEW5-F11500	1-gang 3-pin French-style socket 16A 250V	120	473X373X287
	G NEW5-F102	1-gang 2-pin socket 10A 250V	144	473X373X287
	G NEW5-F123	1-gang 3-pin multi-functional socket 10A 250V	120	473X373X287
	G NEW5-F125	2-gang 3-pin multi-functional socket 10A 250V	120	473X373X287



B

Electronics

Picture	Model No.	Description	Packing Quantity (pcs/ctn)	Carton Dimension (mm)
	G NEW5-F203	1-gang 4-core telephone socket	144	473X373X287
	G NEW5-F204	1-gang 8-core data cable socket (AMP)	120	473X372X287
	G NEW5-F201	1-gang TV cable socket	144	473X373X287
	G NEW5-F210	1-gang broadband TV cable socket	96	473X373X287
	G NEW5-F211	1-gang broadband TV cable socket with Distributor	96	473X373X287
	G NEW5-F304	1-gang air-conditioning switch 3A	72	473X373X287



Picture	Model No.	Description	Packing Quantity (pcs/ctn)	Carton Dimension (mm)
	G NEW5-F305	1-gang light dimmer switch 500W	72	473X373X287
	G NEW5-F30510	1-gang light dimmer switch 100W	96	473X373X287
	G NEW5-F306	1-gang fan speed control switch 250W	72	473X373X287
	G NEW5-F30610	1-gang fan speed control switch 100W	96	473X373X287
	G NEW5-F307	1-gang Acousto-optic control time-delay switch 100W	96	473X373X287
	G NEW5-F310	1-gang touching time-delay switch 100W	96	473X373X287
	G NEW5-F311	1-gang infrared sensor time-delay switch 100W	96	473X373X287
	G NEW5-F321	1-gang doorbell push switch ,1-gang"please do not disturb"switch	96	473X373X287
	G NEW5-F322	1-gang doorbell push switch ,1-gang"please clean up"	96	473X373X287
	G NEW5-F323	1-gang doorbell push switch 1-gang" please do not disturb, please clean up" switch	96	473X373X287



Components

Picture	Model No.	Description	Packing Quantity (pcs/ctn)	Carton Dimension (mm)
	G NEW5-F902	1-way switch module 16A 250V	384	398X306X287



NEW5F Series switch & socket

Picture	Model No.	Description	Packing Quantity (pcs/ctn)	Carton Dimension (mm)
	G NEW5-F902D	1-way switch module 16A 250V	192	398X306X287
	G NEW5-F902E	1-way switch module 16A 250V	384	398X306X287
	G NEW5-F902F	1-way switch module 16A 250V	192	398X306X287
	G NEW5-F902G	1-way switch module 16A 250V	192	398X306X287
	G NEW5-F904	2-way switch module 16A 250V	384	398X306X287
	G NEW5-F904D	2-way switch module 16A 250V	192	398X306X287
	G NEW5-F904E	2-way switch module 16A 250V	384	398X306X287
	G NEW5-F904F	2-way switch module 16A 250V	192	398X306X287
	G NEW5-F904G	2-way switch module 16A 250V	192	398X306X287
	G NEW5-F905	1-gang doorbell push switch module 16A 250V	384	398X306X287
	G NEW5-F905B	1-gang doorbell push switch module(big button) 16A 250V	192	398X306X287
	G NEW5-F908	multi-way switch module 16A 250V	384	398X306X287
	G NEW5-F911	2-pin socket module 10A 250V	384	398X306X242



Picture	Model No.	Description	Packing Quantity (pcs/ctn)	Carton Dimension (mm)
	G NEW5-F915	3-pin multi-functional socket module 10A 250V	384	398X306X287
	G NEW5-F920	TV cable socket module	384	398X306X242
	G NEW5-F922	4-core telephone cable socket module	384	398X306X242
	G NEW5-F923	8-core data cable socket module(AMP)	384	398X306X287
	G NEW5-F924	broadband TV cable socket module	144	420X395X270
	G NEW5-F925	air-conditioning switch module 3A	192	398X306X242
	G NEW5-F926	light dimmer switch module 500W	144	398X306X287
	G NEW5-F92610	light dimmer switch module 100W	192	398X306X242
	G NEW5-F927	Fan speed control switch module 250W	96	473X373X287
	G NEW5-F92710	Fan speed control switch module 100W	192	398X306X242
	G NEW5-F928	Touching time-delay switch module 100W	144	420X395X270
	G NEW5-F929	Infrared sensor time-delay switch 100W	144	420X395X270
	G NEW5-F930	Touching time-delay switch module 100W	144	420X395X270



NEW5F Series switch & socket

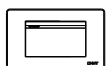
Picture	Model No.	Description	Packing Quantity (pcs/ctn)	Carton Dimension (mm)
	G NEW5-F931	"please do not disturb" switch module	384	498X306X242
	G NEW5-F932	"please clean up" switch module	384	498X306X242
	G NEW5-F934	Blank module	768	473X373X287
	G NEW5-F940	1-gang plate switch plate	240	473X373X287
	G NEW5-F941	2-gang plate	240	473X373X287
	G NEW5-F942	3-gang plate	180	473X373X287
	G NEW5-F943	4-gang plate	120	473X373X287
	G NEW5-F945	6-gang plate	120	473X373X287
	G NEW5-F955	"please do not disturb, and please clean up" switch module	384	498X306X242
	G NEW5-F962	broadband TV cable socket with Distributor module	144	420X395X270



B

REMARKS:

Color Code:



white



silver
Code:S



champagne
Code:X





Switch to the best ...





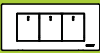

Switch to the best ...



118 Type **NEW5-S** Series

1. Arcs and streamlined design are perfectly embedded in the wall.
2. Large rocker design brings comfortable usage.
3. Silver-Alloy contact is able to avoid melting at high temperature and electric arc.
4. Asymmetric design for mounting holes, which can be fine-tuned and down, left and right during the installation.

Switch

Picture	Model No.	Description	Packing Quantity (pcs/ctn)	Carton Dimension (mm)
	G NEW5-S00100	1-gang 1-way switch 10A 250V	120	437×373×287
	G NEW5-S00200	1-gang 2-way switch 10A 250V	120	437×373×287
	G NEW5-S30220	1-gang doorbell push switch 10A 250V	120	437×373×287
	G NEW5-S30200	1-gang doorbell push switch 10A 250V	120	437×373×287
	G NEW5-S00300	2-gang 1-way switch 10A 250V	120	437×373×287
	G NEW5-S00400	2-gang 2-way switch 10A 250V	120	437×373×287
	G NEW5-S00500	3-gang 1-way switch 16A 250V	120	437×373×287
	G NEW5-S00600	3-gang 2-way switch 16A 250V	120	437×373×287
	G NEW5-S00510	3-gang 1-way switch 16A 250V	120	437×373×287
	G NEW5-S00610	3-gang 2-way switch 16A 250V	120	437×373×287
	G NEW5-S00700	4-gang 1-way switch 10A 250V	120	437×373×287
	G NEW5-S00800	4-gang 2-way switch 10A 250V	120	437×373×287
	G NEW5-S00900	5-gang 1-way switch 10A 250V	60	437×373×287



B

Picture	Model No.	Description	Packing Quantity (pcs/ctn)	Carton Dimension (mm)
	G NEW5-S01200	6-gang 2-way switch 10A 250V	60	437×373×287
	G NEW5-S01000	5-gang 2-way switch 10A 250V	60	437×373×287
	G NEW5-S01100	6-gang 1-way switch 10A 250V	60	437×373×287

Socket

Picture	Model No.	Description	Packing Quantity (pcs/ctn)	Carton Dimension (mm)
	G NEW5-S10200	2-pin socket 10A 250V	120	437×373×287
	G NEW5-S10900	3-pin multi-functional socket 10A 250V	120	437×373×287
	G NEW5-S12110	2-gang 3-pin multi-functional socket 10A 250V	120	437×373×287
	G NEW5-S11120	1-gang 2-pin with 1-gang 3-pin multi-functional socket 10A 250V	120	437×373×287
	G NEW5-S13120	1-gang 3-pin multi-functional socket 10A 250V with 1-gang USB socket 2.1A 5V	120	437×373×287



Electronics

Picture	Model No.	Description	Packing Quantity (pcs/ctn)	Carton Dimension (mm)
	G NEW5-S20100	1-gang TV cable socket	120	437×373×287
	G NEW5-S20300	1-gang 4-core telephone socket	120	437×373×287



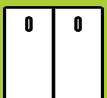
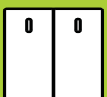













Picture	Model No.	Description	Packing Quantity (pcs/ctn)	Carton Dimension (mm)
	G NEW5-S20400	1-gang 8-core Data cable socket (AMP)	120	437×373×287
	G NEW5-S21100	1-gang Broadband TV cable socket with Distributor	120	437×373×287
	G NEW5-S30500	1-gang light dimmer switch 100W	96	437×373×287
	G NEW5-S30510	1-gang light dimmer switch 500W	96	437×373×287
	G NEW5-S30600	1-gang fan speed control switch 100W module	96	437×373×287
	G NEW5-S30610	fan speed control switch 250W	96	437×373×287
	G NEW5-S30700	sound & light control time delay switch 100W	120	437×373×287
	G NEW5-S31000	touching time delay switch 100W (incandescent only)	120	437×373×287
	G NEW5-S31000	touching time delay switch 100W (incandescent only)	120	437×373×287
	G NEW5-S31100	Infrared time delay switch 100W	120	437×373×287

Components

Picture	Model No.	Description	Packing Quantity (pcs/ctn)	Carton Dimension (mm)
	G 5S00100	1-gang 1-way switch module 10A 250V	192	398×306×287
	G 5S00200	1-gang 2-way switch module 10A 250V	192	398×306×287

Picture	Model No.	Description	Packing Quantity (pcs/ctn)	Carton Dimension (mm)
	G 5S00110	1-gang 1-way switch module 10A 250V	384	398×306×287
	G 5S00210	1-gang 2-way switch module 10A 250V	384	398×306×287
	G 5S00300	2-gang 1-way switch module 10A 250V	384	398×306×287
	G 5S00400	2-gang 2-way switch module 10A 250V	384	398×306×287
	G 5S00500	3-gang 1-way switch module 16A 250V	192	398×306×287
	G 5S00600	3-gang 2-way switch module 16A 250V	192	398×306×287
	G 5S00810	multi-way switch module 10A 250V	384	398×306×287
	G 5S00820	multi-way switch module 10A 250V	192	398×306×287
	G 5S02000	1-gang doorbell push switch module 10A 250V	192	398×306×287
	G 5S02010	1-gang doorbell push switch module 10A 250V	384	398×306×287
	G 5S10200	2-pin socket module 10A 250V	384	398×306×287
	G 5S11500	3-pin multi-functional socket module 10A 250V	120	398×306×287
	G 5S13310	2-gang USB socket module ,2.1A 5V	384	398×306×287



Picture	Model No.	Description	Packing Quantity (pcs/ctn)	Carton Dimension (mm)
	G 5S22000	TV terminal socket outlet module	384	398×306×242
	G 5S22200	4-core telephone socket outlet module	384	398×306×242
	G 5S22300	8-core data socket outlet (AMP) module	384	398×306×287
	G 5S26210	broadband TV distribution socket outlet module	144	420×393×269
	G 5S22600	dimmer switch 100W module	192	398×306×242
	G 5S22610	dimmer switch 500W module	144	420×393×269
	G 5S22700	Fan speed control switch 100W module	192	398×306×242
	G 5S22710	Fan speed control switch 250W module	144	420×393×269
	G 5S22830	touch time delay switch 100w module	144	420×393×269
	G 5S23000	sound & Light control time delay switch 100W module	144	420×393×269
	G 5S22900	Infrared time delay switch 100W module	144	420×393×269
	G 5S53400	blank module	768	398×306×287
	G NEW5-S90100	1-gang cover Plate 118mm	240	473×373×287




B



Picture	Model No.	Description	Packing Quantity (pcs/ctn)	Carton Dimension (mm)
	G NEW5-S90200	2-gang Cover Plate 118mm	20*12	473×373×287
	G NEW5-S90300	3-gang cover Plate 153mm	15*12	473×373×287
	G NEW5-S90400	4-gang cover Plate 195mm	10*12	473×373×287

REMARKS:

Color Code:



white
Code:0



champagne
Code:2





Switch to the best ...



Switch to the best ...



118 Type
NEW3-A Series


Switch

Picture	Model No.	Description	Packing Quantity (pcs/ctn)	Carton Dimension (mm)
	NEW3-A00100	1-gang 1-way switch 10A 250V	120	473x373x287
	NEW3-A00200	1-gang 2-way switch 10A 250V	120	473x373x287
	NEW3-A00300	2-gang 1-way switch 10A 250V	120	473x373x287
	NEW3-A00400	2-gang 2-way switch 10A 250V	120	473x373x287
	NEW3-A00500	3-gang 1-way switch 10A 250V	120	473x373x287
	NEW3-A00600	3-gang 2-way switch 10A 250V	120	473x373x287

Socket

Picture	Model No.	Description	Packing Quantity (pcs/ctn)	Carton Dimension (mm)
	NEW3-A10200	1-gang 2-pin socket 15A 125V	120	473×373×287
	NEW3-A10400	2-gang 2-pin socket 15A 125V	120	473×373×287
	NEW3-A10600	3-gang 2-pin socket 15A 125V	120	473×373×287
	NEW3-A10210	1-gang 2-pin socket 15A 125V	120	473×373×287
	NEW3-A10410	2-gang 2-pin socket 15A 125V	120	473×373×287
	NEW3-A10610	3-gang 2-pin socket 15A 125V	120	473×373×287

Picture	Model No.	Description	Packing Quantity (pcs/ctn)	Carton Dimension (mm)
	NEW3-A10930	1-gang 3-pin socket 15A 125V~	120	473×373×287
	NEW3-A11020	2-gang 3-pin socket 15A 125V	120	473×373×287
	NEW3-A11000	2-gang 3-pin socket 15A 125V	120	473×373×287
	NEW3-A44200	2-gang 1-way switch 10A 250V with 1-gang 2-pin socket 15A 125V	120	473×373×287
	NEW3-A44210	2-gang 2-way switch 10A 250V with 1-gang 2-pin socket 15A 250V	120	473×373×287
	NEW3-A44310	2-gang 1-way 10A 250V switch with 1-gang 3-pin socket 15A 125V	120	473×373×287
	NEW3-A44410	2-gang 2-way switch 10A 250V with 1-gang 3-pin socket 15A 125V	120	473×373×287



Electronics

Picture	Model No.	Description	Packing Quantity (pcs/ctn)	Carton Dimension (mm)
	NEW3-A20100	1-gang TV cable socket	120	473×373×287
	NEW3-A20300	1-gang telephone cable socket	120	473×373×287
	NEW3-A20400	1-gang internet cable socket	120	473×373×287
	NEW3-A30580	1-gang light dimmer switch 125V 100W	120	473×373×287
	NEW3-A30650	1-gang fan speed control switch 125V 100W	120	473×373×287
	NEW3-A30230	1-gang doorbell push button switch 10A 250V	120	473×373×287



NEW3A Series switch & socket



Picture	Model No.	Description	Packing Quantity (pcs/ctn)	Carton Dimension (mm)
	NEW3-A20500	2-gang internet cable socket	120	473×373×287
	NEW3-A20900	1-gang telephone cable socket, 1-gang internet cable socket, 1-gang internet cable socket (AMP)	120	473×373×287
	NEW3-A20700	1-gang telephone cable socket, 1-gang TV cable socket	120	473×373×287

Components

Picture	Model No.	Description	Packing Quantity (pcs/ctn)	Carton Dimension (mm)
	3A53400	Blank filler 24mm	1152	398×306×242
	3A11530	3-pin socket modular 15A 125V	576	398×306×242
	3A11620	2-gang 3-pin socket modular 15A 125V	192	398×306×242
	3A11600	2-gang 3-pin socket modular 15A 125V	192	398×306×242
	3A13300	USB socket 5V 2.1A	72	398×306×242
	3A10210	2-pin socket modular 15A 125V	576	398×306×242
	3A10220	2-pin socket modular 15A 125V (with protective door)	576	398×306×242
	3A10230	2-pin socket modular 15A 125V	576	398×306×242

Picture	Model No.	Description	Packing Quantity (pcs/ctn)	Carton Dimension (mm)
	3A22000	TV cable socket modular	576	398×306×242
	3A22200	telephone cable socket modular switch 100W	576	398×306×242
	3A22300	internet cable socket modular	576	398×306×242
	3A22680	light dimmer switch modular 125V 100W	576	398×306×242
	3A22750	fan speed control switch modular 125V100W	576	398×306×242
	3A00100	1-way switch modular 10A 250V	576	398×306×242
	3A00200	2-way switch modular 10A 250V	576	398×306×242
	3A00102	1-way switch modular 15A 250V	576	398×306×242
	3A00103	2-way switch modular 15A 250V	576	398×306×242



NEW3A Series switch & socket


Picture	Model No.	Description	Packing Quantity (pcs/ctn)	Carton Dimension (mm)
	NEW3-A95200	Blank plate	300	398×306×242
	NEW3-A90100	1-gang plate	300	473×373×287
	NEW3-A90200	2-gang plate	300	473×373×287
	NEW3-A90300	3-gang plate	300	473×373×287



A







Switch to the best ...

Switch to the best ...

Switch to the best ...



120 Type **LBL** Series

The LBL series is a significant breakthrough in style and design excellence - a perfect combination of good looks and feature - rich practicality that brings new heights in elegance.

From the range of high quality plate finishes to the stylish, chamfered edges, LBL series will blend in beautifully with any décor. The high quality finish - unhindered by any visible screw caps - combines the practical, non - marking advantages of a shiny, highly polished switch plate with the fashionable, unobtrusive appearance of a traditional matt finish.

Designed in consultation with practicing electricians and endorsed by leading architects, the LBL Series is a uniquely elegant additional to today's décor and design.

Switch

Picture	Model No.	Description	Packing Quantity (pcs/ctn)	Carton Dimension (mm)
	LBL001	1-gang switch 15A 250V	100	435*260*325
	LBL002	2-gang switch 15A 250V	100	435*260*325
	LBL003	3-gang switch 15A 250V	100	435*260*325
	LBL004	4-gang switch 15A 250V	100	435*260*325
	LBL005	5-gang switch 15A 250V	100	435*260*325
	LBL006	6-gang switch 15A 250V	100	435*260*325
	LBL001A	1-gang Architrave switch 15A 250V	200	435*260*325
	LBL002A	2-gang Architrave switch 15A 250V	200	435*260*325
	LBL003A	3-gang Architrave switch 15A 250V	100	435*260*325
	LBL004A	4-gang Architrave switch 15A 250V	100	435*260*325



Socket

Picture	Model No.	Description	Packing Quantity (pcs/ctn)	Carton Dimension (mm)
	LBL007	Single Switched socket 10A 250V	100	435*260*325
	LBL020	Single Switched socket 10A 250V	100	435*260*325

Picture	Model No.	Description	Packing Quantity (pcs/ctn)	Carton Dimension (mm)
	LBL017	Double Switched Socket 10A with Removable Extra Switched 10A 250V	100	435*260*325
	LBL008N	Double Switched Socket 10A (double poles)250V	100	435*260*325
	LBL008N/DP	Double Switched Socket 10A (double poles)250V	100	435*260*325
	LBL016	Single Switched Socket 10A with Removable Extra Switched 15A 250V	100	435*260*325
	LBL031	Vertical Single Switched Socket 15A 250V	100	435*260*325
	LBL032	Vertical Double Switched Socket 15A 250V	100	435*260*325
	LBL033	Vertical Double Switched Socket 10A with Removable Extra Switched 15A 250V	100	435*260*325
	LBL019	Single Round Surface mounting Socket 15A 250V	200	435*260*325
	LBL019/2	Double Round Surface mounting Socket 15A 250V	100	435*260*325
	LBL007M	Slim Single Switched Socket 15A 250V	100	435*260*325
	LBL008M	Slim Single Switched Socket 10(Single pole)	100	435*260*325
	G AC30-10840	1-gang 3-pin socket 15A 250V	60	420*235*240
	LBL951	Blank Plate	200	435*260*325







Electronics

Picture	Model No.	Description	Packing Quantity (pcs/ctn)	Carton Dimension (mm)
	LBLTM4P	1-Gang 4-core Telephone Cable Socket	100	435*260*325
	LBLCM8P	1-Gang 8-core Data Cable Socket	200	435*260*325
	LBL205	2-Gang 8-core Data Cable Socket	200	435*260*325
	LBL208	2-Gang 4-core Telephone Cable Socket	200	435*260*325
	LBL209	1-Gang 4-core Telephone Cable Socket with 1-Gang 8-core Data Cable Socket	200	435*260*325
	LBL009N	1-Gang TV Cable Socket (Project Type)	200	435*260*325
	LBL009	1-Gang TV Cable Socket (Concave Type)	200	435*260*325



C


Components

Picture	Model No.	Description	Packing Quantity (pcs/ctn)	Carton Dimension (mm)
	LBL001/P	1-Gang Plate	300	435*260*325
	LBL002/P	1-Gang Plate	300	435*260*325
	LBL003/P	3-Gang Plate	300	435*260*325
	LBL004/P	4-Gang Plate	300	435*260*325

Picture	Model No.	Description	Packing Quantity (pcs/ctn)	Carton Dimension (mm)
	LBL005/P	5-Gang Plate	300	435*260*325
	LBL006/P	6-Gang Plate	300	435*260*325
	LBL007/P	Single Switched Socket Plate	300	435*260*325
	LBL016/P	Combination Plate for Single Switched Socket with Extra Switch	300	435*260*325
	LBL017/P LBL033/P (Vertical)	Combination Plate for Double Switched Socket with Extra Switch	300	435*260*325
	LBL008/N	Double Switched Socket Plate	300	435*260*325
	LBL031/P	Vertical Single Switched Socket Plate	300	435*260*325
	LBL032/P	Vertical Double Switched Socket Plate	300	435*260*325
	LBL001/SC	1-Gang Plate (stainless steel)	400	435*260*325
	LBL002/SC	2-Gang Plate (stainless steel)	400	435*260*325
	LBL003/SC	3-Gang Plate (stainless steel)	400	435*260*325
	LBL004/SC	4-Gang Plate (stainless steel)	400	435*260*325
	LBL005/SC	5-Gang Plate (stainless steel)	400	435*260*325



LBL Series switch & socket








Picture	Model No.	Description	Packing Quantity (pcs/ctn)	Carton Dimension (mm)
	LBL006/SC	6-Gang Plate (stainless steel)	400	435*260*325
	GLBL007/SC	Single Switched Socket Plate (stainless steel)	400	435*260*325
	GLBL016/SC	Combination Plate for Single Switched Socket with Extra Switch (stainless steel)	400	435*260*325
	GLBL037/SC	Combination Plate for Double Switched Socket with Extra Switch (stainless steel)	400	435*260*325
	GLBL008N/SC	Double Switched Socket Plate (stainless steel)	400	435*260*325
	GLBL031/SC	Vertical Single Switched Socket Plate(stainless steel)	400	435*260*325
	GLBL032/SC	Vertical Double Switched Socket Plate(stainless steel)	400	435*260*325
	GLBL001/SIL	1-Gang Plate (silver)	400	435*260*325
	GLBL002/SIL	2-Gang Plate (silver)	400	435*260*325
	GLBL003/SIL	3-Gang Plate (silver)	400	435*260*325
	GLBL004/SIL	4-Gang Plate (silver)	400	435*260*325
	GLBL005/SIL	5-Gang Plate (silver)	400	435*260*325

Picture	Model No.	Description	Packing Quantity (pcs/ctn)	Carton Dimension (mm)
	GLBL006/SIL	6-Gang Plate (silver)	400	435*260*325
	GLBL007/SIL	Single Switched Socket Plate (silver)	400	435*260*325
	GLBL016/SIL	Combination Plate for Single Switched Socket with Extra Switch (silver)	400	435*260*325
	GLBL017/SIL GLBL033/SIL	Combination Plate for Double Switched Socket with Extra Switch (silver)	400	435*260*325
	GLBL008N/SIL	Double Switched Socket Plate (silver)	400	435*260*325
	GLBL031/SIL	Vertical Single Switched Socket Plate (silver)	400	435*260*325
	GLBL032/SIL	Vertical Double Switched Socket Plate (silver)	400	435*260*325
	LBL009M	TV Cable Socket Module	500	435*260*325
	LBL995M	TV Cable Socket Module (F Type)	500	435*260*325
	LBLTM4PM	4-core Telephone Cable Socket Module	500	435*260*325
	LBLCM8PM	8-core Data Cable Socket (AMP) Module	500	435*260*325
	LBL950M	Switch Module 20A 240V	500	435*260*325
	LBL960M	Switch Module 32A 240V	500	435*260*325



LBL Series switch & socket

Picture	Model No.	Description	Packing Quantity (pcs/ctn)	Carton Dimension (mm)
	LBL960M/AC	AC Switch Module 32A 240V	500	435*260*325
	LBL960M/HOB	HOB Switch Module 32A 240V	500	435*260*325
	LBL960M/MICRO	MICRO Switch Module 32A 240V	500	435*260*325
	LBL960M/OVEN	OVEN Switch Module 32A 240V	500	435*260*325
	LBL970M	Switch Module 15A 250V	500	435*260*325
	LBL970 (RED)	Switch Module 15A 250V	500	435*260*325
	LBL970M/AIRCON	AIRCON Switch Module 15A 250V	500	435*260*325
	LBL970M/FAN	FAN Switch Module 15A 250V	500	435*260*325
	LBL970M/HEAT	HEAT Switch Module 15A 250V	500	435*260*325
	LBL970M/LIGHT	LIGHT Switch Module 15A 250V	500	435*260*325
	LBL970M/SEC	SEC Switch Module 15A 250V	500	435*260*325
	LBL970M/SECURITY	SECURITY Switch Module 15A 250V	500	435*260*325



C

Picture	Model No.	Description	Packing Quantity (pcs/ctn)	Carton Dimension (mm)
	LBL980M	Intermediate Switch Module 15A 250V	500	435*260*325
	LBL990M	Double Poles Switch Module 15A 250V	500	435*260*325
	G LBL201	USB socket 2.1A 5V	80	435*260*325



Standard switches Technical Specifications

Standard(s): AS3100, AS3133
Rating: 250V AC, 50HZ, 10A, 15A, 20A, 32A
Switch type: Single pole
Fixing centers: 84mm
Working temperature: -20°C~50°C
Applies: Vertical or horizontal mounting.

Standard sockets Technical Specifications

Standard(s): AS3100, AS3133 & AS3112
Rating: 250VAC, 50HZ, 10A 15A
socket type: Single pole (Cat.420K- double poles)
Fixing centers: 84mm
Working temperature: -20°C~50°C
Applies: Vertical or horizontal mounting.



White




Silver
Code "/S"



Stainless steel plate
Code "S"





Switch to the best ...

Switch to the best ...



Mounting box

NEH1 Series Mounting box

Picture	Model No.	Description	Packing Quantity (pcs/ctn)
	NEH1-001A	Flush Box (type 86)	200
	NEH1-002	Flush Box (type 146)	128
	NEH1-003A	Flush Box (type 120,6-gang)	120
	NEH1-004A	Flush Box (type 118,type 120)	200
	NEH1-007	Flush Box for Shaver (type 86)	160
	NEG1-008	Flush Box for Shaver (type 120)	140
	NEH1-103	Waterproof Box (type 86)	60
	NEH1-105	Waterproof Box (type 120,type 118)	50
	NEH1-201	Surface Mounting Box (type 86)	250





Switch to the best



CHNT



Memo No. _____

Mo Tu We Th Fr Sa Su

Date / /



